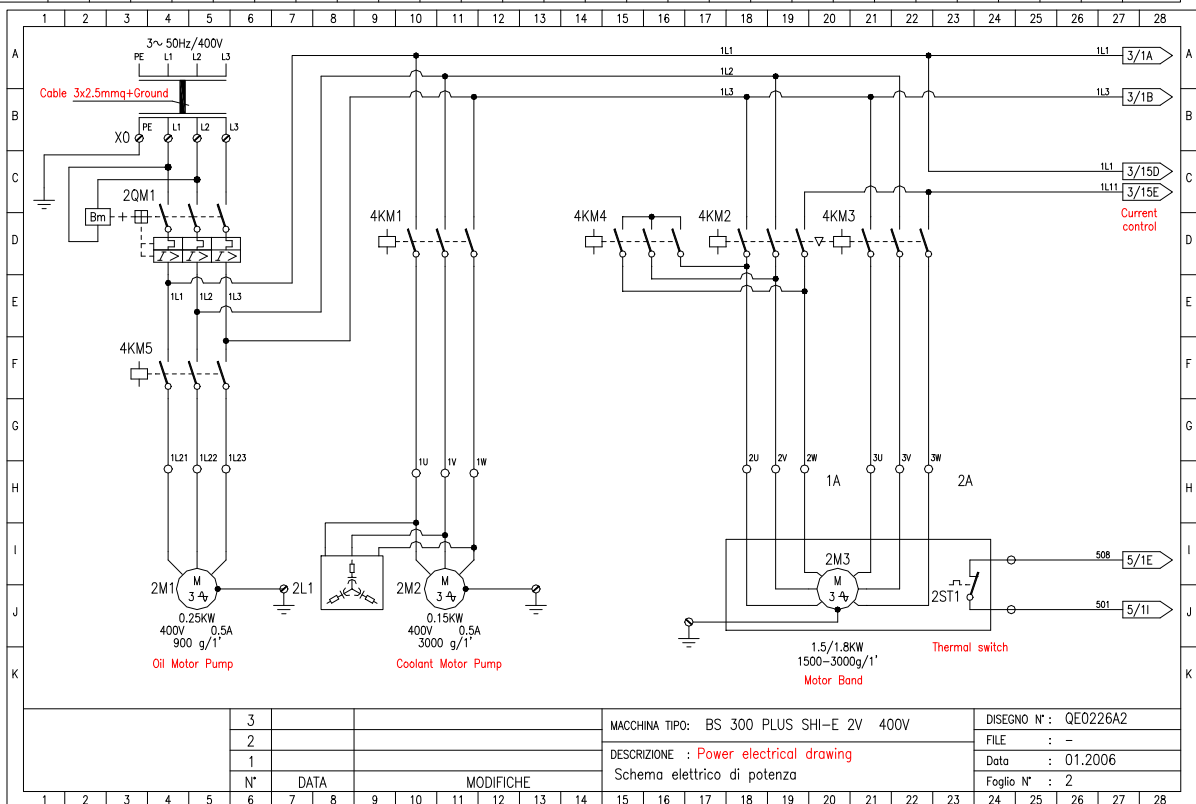
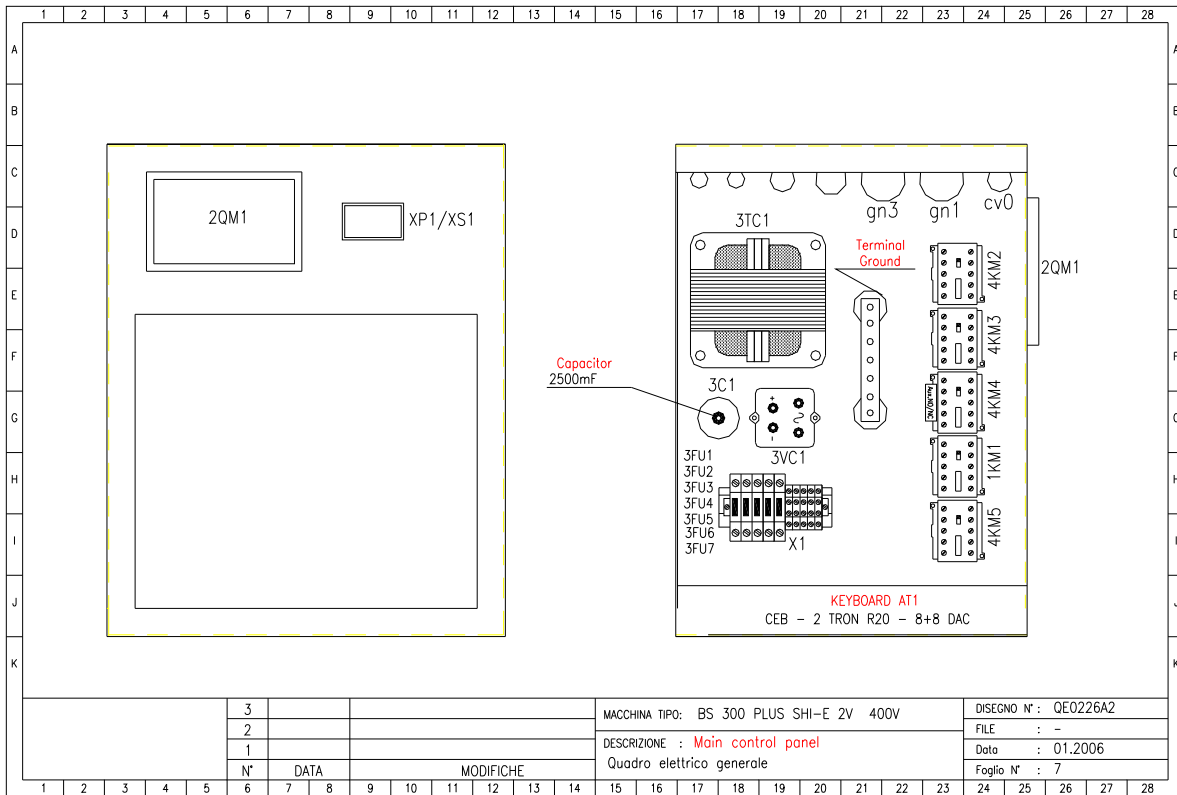


INSTRUCTIONS FOR USE

1	2	3	4	5	6	7	8	9	10	11	12	13	14	15	16	17	18	19	20	21	22	23	24	25	26	27	28		
A																												A	
B																												B	
C																												C	
D																												D	
E																												E	
F																												F	
G																												G	
H																												H	
I																												I	
J																												J	
K																												K	
DEVICE DESIGNATIONS AT Main control B Proximity switch C Capacitor FU Fuse block KM Control master relay HL Pilot light L Filter suppressor M Motor PA Ampermeter QM Circuit breaker RP Potentiometer SA Selector switch SB Pushbutton SQ Limit switch SP Pressure switch ST Thermic switch TC Control circuit transformer TV Voltage transformer U Controller A.C. V Rectifier diode VC Rectifier bridge X Terminal block XS Plug XP Receptacle YV Solenoid valve														CODE TO NUMBER AUXILIARY CONDUCTORS (ABCD) AB = page's number CD = progressiv's conductor's number CODE TO INITALLING FOR ELECTRIC EQUIPMENT (A B C) A = page's number B = device designation C = progressiv's number CODE TO LOCATE OF RELAY CONTACTS (A . B) A = page's number B = column's number CODE TO REFER LINE (A / B) A = page's number B = column's number and letter's line															
						3												MACCHINA TIPO: BS 300 PLUS SHI-E 2V 400V						DISEGNO N°: QEO226A2					
						2												DESCRIZIONE : Device designations						FILE : -					
						1												Legenda simbologia elettrica						Data : 01.2006					
N°						DATA						MODIFICHE						Foglio N° : 1											
1	2	3	4	5	6	7	8	9	10	11	12	13	14	15	16	17	18	19	20	21	22	23	24	25	26	27	28		



INSTRUCTIONS FOR USE



REF.	DEVICE	SPECIFICATIONS	FUNCTION	FACTORY	TYPE	ITEM N°	Q.TY
2QM1	Circuit breaker	3P-P.J. 6KA-4/6.3A-Rating 4.5A	Main circuit breaker - rating 4.5A	TELEMECANIQUE	GV2 M10-4/6.3A	766162	1
2QM1	Min. voltage relay	380V	Unlooh main circuit		GV2 AU385	164908	1
2QM1	Terminal box	IP55	Terminal box for main circuit breaker		GV2 MP02+V01	766198	1
2M1	3 Phase motor	0.25KW-400V-900C/1'	Oil motor pump	ELD	B5 FC71 6Poli	562800	1
2M2	3 Phase motor	0.15KW-400V-3000g/1'	Coolant motor pump	OMCG	PMU6DL P150	331524	1
2M3	3 Phase motor	1.5/1.8KW-400V-1500/3000g/1'	Motor band	ELETTROADDA	B5 FC90 2-4RL	590050	1
2L1	Filter (optional)	RC + Cable 575V	Noise suppressor	MPM	130809	334010	1
2ST1	Thermal switch	Classe B	Overcurrent protection motor band	TERMIK			3
3AT1	Keyboard 8+8	IP65-Code 28H-Release: from.3.1	Control unit and program	C.E.B.	R20 8+8	XQ91867	1
3FU1	Fuse block	4mmq./6.3A	Primary protection transformer	CUNTA CLIP	5TK 1 PA	694520	1
3FU1	Fuse	5x25mm./size 2A	Primary protection transformer	WEBER	5x25mm./2A	390010	1
3FU2	Fuse block	4mmq./6.3A	Primary protection transformer	CUNTA CLIP	5TK 1 PA	694520	1
3FU2	Fuse	5x25mm./size 2A	Primary protection transformer	WEBER	5x25mm./2A	390010	1
3FU3	Fuse block	4mmq./6.3A	Secondary protection transformer 0-20-24	CUNTA CLIP	5TK 1 PA	694520	1
3FU3	Fuse	5x20mm./size 6.3A	Secondary protection transformer 0-20-24	WEBER	5x20mm./6.3A	390001	1
3FU4 / 6	Fuse block	4mmq./6.3A	Secondary protection transformer 15-0-15	CUNTA CLIP	5TK 1 PA	694520	1
3FU4 / 6	Fuse	5x20mm./size 6.3A	Secondary protection transformer 15-0-15	WEBER	5x20mm./6.3A	390001	1
3FU5 / 7	Fuse block	4mmq./6.3A	Secondary protection transformer 0-18	CUNTA CLIP	5TK 1 PA	694520	1
3FU5 / 7	Fuse	5x20mm./size 3.2A	Secondary protection transformer 0-18	WEBER	5x20mm./3.2A	390001	1
3TC1	Control circuit transformer	VA160/Ve 400 Vu1 0-20-24	Main auxiliary supply	C.E.	T.T. CEI 14/6	931200	1
		Vu2 15-0-15 Vu3 0-9		Z.E.	TR		
		Vu4 0-18					
3SB1	Pushbutton (emergency)	#40mm. - Clearing rotating	Emergency stop button	BRETER	RM 065R +	709170	1
				CEMA	P9XER4RN		
3SB1	Contatto chiuso	NC - Rosso	Emergency stop button	BRETER	V 40 +	260231	1
				CEMA	P9B01UN		
3SB1	Contatto aperto	NC - Verde	Emergency stop button	BRETER	V 50	260397	1
				CEMA	P9B10UN		

3				MACCHINA TIPO: BS 300 PLUS SHI-E 2V 400V	DISEGNO N°: QE0226A2
2				DESCRIZIONE : General list of electrical equipments	FILE : -
1				Elenco generale componenti elettrici	Data : 01.2006
N°	DATA	MODIFICHE			Foglio N° : 8

INSTRUCTIONS FOR USE

REF.	DEVICE	SPECIFICATIONS	FUNCTION	FACTORY	TYPE	ITEM N°	Q.TY
3VC1	Rectifier bridge	24Vd.c./6A	Auxiliary 24Vd.c. supply	FAÇOR	CDFB 2504	723723	1
3C1	Capacitor	2200uF 80WV	Auxiliary 24Vd.c. supply	DAEWOO		260080	1
4KM1	Control master relay	4KW-9A-24Vac	Power coolant motor pump	LOVATO	MC9-10 24V	260750	1
4KM2	Control master relay	4KW-9A-24Vac	Power motor band - speed 1	LOVATO	MC1A 10 24V	260745	1
4KM3	Control master relay	4KW-9A-24Vac	Power motor band - speed 2	LOVATO	MC9-01 24V	260745	1
4KM4	Control master relay	4KW-9A-24Vac	Power motor band - speed 2	LOVATO	MC1A 01 24V	260750	1
4KM4	Auxiliary contact	1NO+1NC - 9A	Power motor band - speed 2	LOVATO	MC9-10 24V	260795	1
4KM5	Control master relay	4KW-9A-24Vac	Power hydraulic oil motor pump	LOVATO	MC9-10 24V	260750	1
4V1/2/3	Diode	700V/1A	No interference		IN 40007	312207	3
4YV1	Solenoid valve 2/2	Size M22 - 24Vdc	Control fasten speed	COMATROL	EVH 05 C5 24C 00	331699	1
4YV2	Solenoid valve 4/2	CETOP 3 - 24Vdc	Control forward band	ARON	AD3 EA15 AM20	331541	1
4YV3	Solenoid valve 4/2	CETOP 3 - 24Vdc	Control open vice	ARON	AD3 EA15 AM20	331541	1
5S01	Limit switch	IP00 - NC/0/NO	Control band position	-	ABV121260	520941	1
5S03	Limit switch	IP67 with cable	Control vice closed	TELEMECANIQUE	XCMA1023	521145	1
5S04	STROKE END SWITCH	NO - NC		-	ABV121260	520941	1
5S05	Limit switch	IP65 - NO/0/NC	Control carter position	PIZZATO	FK3393-01	520765	1
XS1	PLUG NOT SUPPLIED	4 Poles/10A+Ground	Remote control	ILME	CK03V+CKM04	786745	1
XP1	Receptacle	4 Poles/10A+Ground	Remote control	ILME	CK31A+CKFD4	699750	1
X1	Terminal block	Double terminal 2.5mmq./4A	Connection external equipments	CONTACLIP	RKD 2.5 PA	559092	5

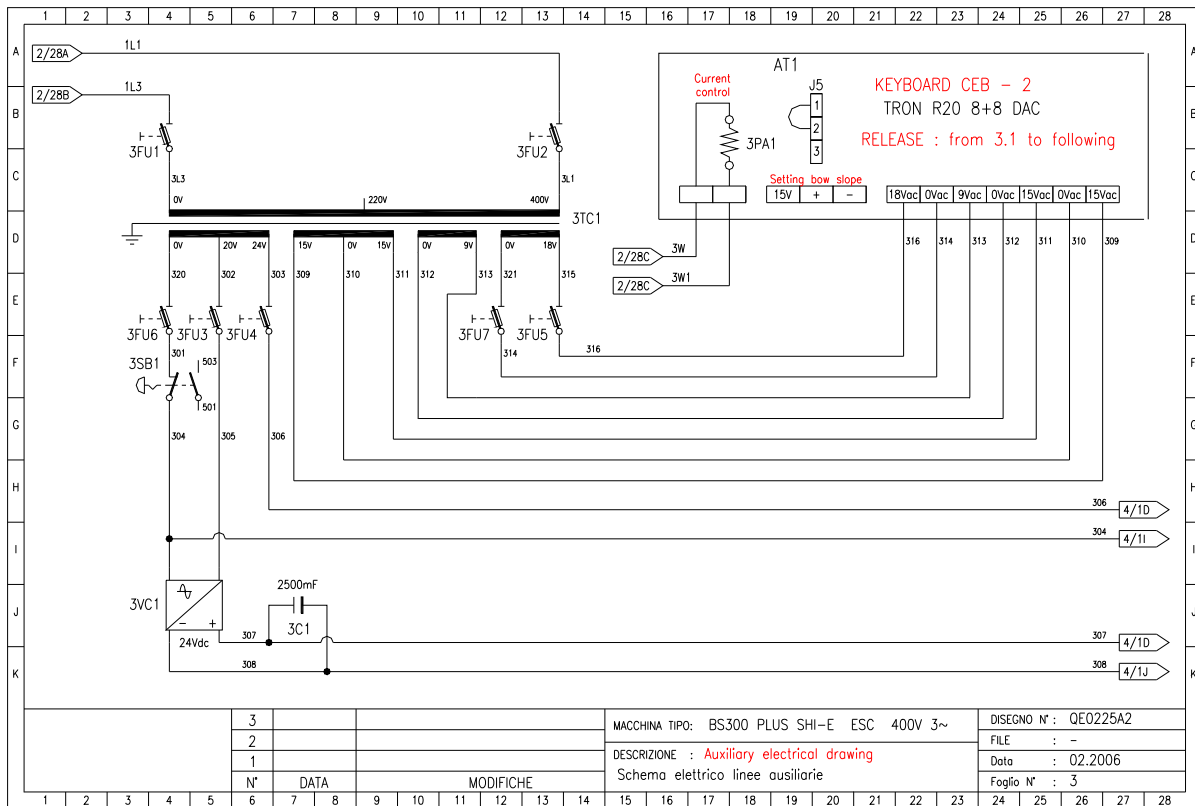
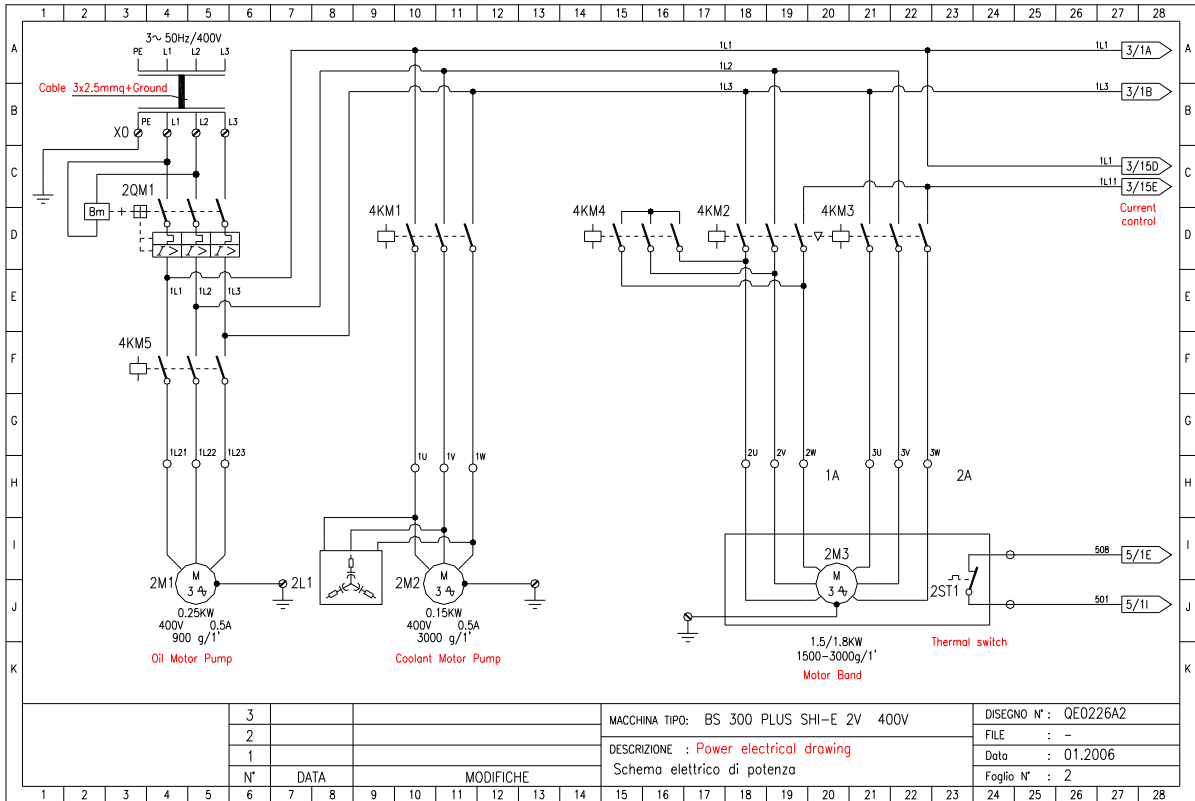
3			MACCHINA TIPO: BS 300 PLUS SHI-E 2V 400V	DISEGNO N°: QEO226A2
2				FILE : -
1	120696	PLUG NOT SUPPLIED	DESCRIZIONE : General list of electrical equipments	Data : 01.2006
N°	DATA	MODIFICHE	Elenco generale componenti elettrici	Foglio N° : 9

REF.	DEVICE	SPECIFICATIONS	FUNCTION	FACTORY	TYPE	ITEM N°	Q.TY
cv0	Flexible cable	4x2.5mmq.	Connection main supply			205213	1
cv1	Flexible cable	2x0.75mmq.	Connection solenoid valves and limit switch				1
cv2	Flexible cable	2x0.75mmq.	Connection solenoid valves and limit switch				1
cv3	Flexible cable	2x0.75mmq.	Connection solenoid valves and limit switch				1
cv4	Flexible cable	4x1.5mmq.	Connection coolant motor pump			205065	1
cv5	Flexible cable	4x1.5mmq.	Connection oil motor pump			205065	1
cv6	Flexible cable	2x0.75mmq.	Connection solenoid valves and limit switch				1
cv7	Flexible cable	3x0.25+Shield	Connection potentiometer				1
cv10	Flexible cable	1x1.5mmq.	Connection motor band				1
cv11	Flexible cable	2x0.75mmq.	Connection solenoid valves and limit switch				1
cv12	Flexible cable	2x0.75mmq.	Connection solenoid valves and limit switch				1
gn1	Flexible tube	PVC 1"	Outputs for hydraulic oil	TEAFLEX	PAS-G29B	507382	1
gn3	Flexible tube	PVC 1"	Outputs for motor bow	TEAFLEX	PAS-G29B	507382	1
gn4	Flexible tube	PVC 1/4"	Outputs potentiometer	TEAFLEX			1

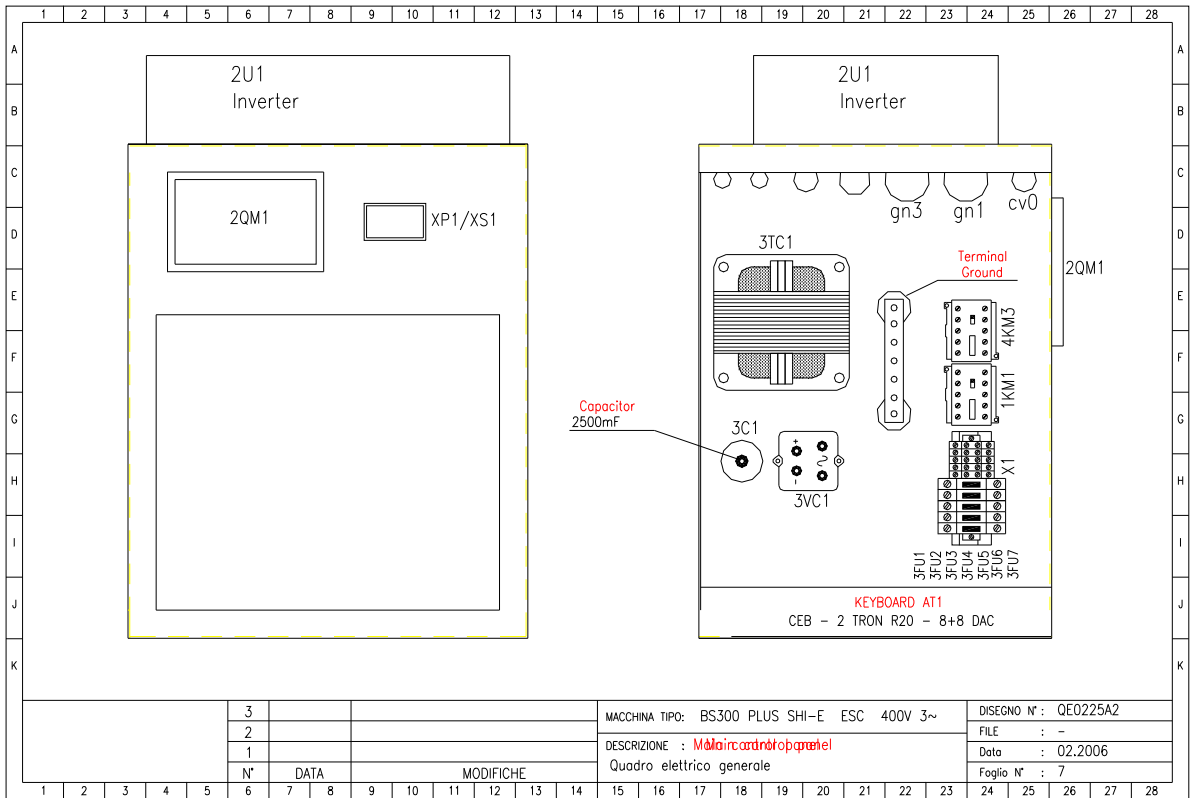
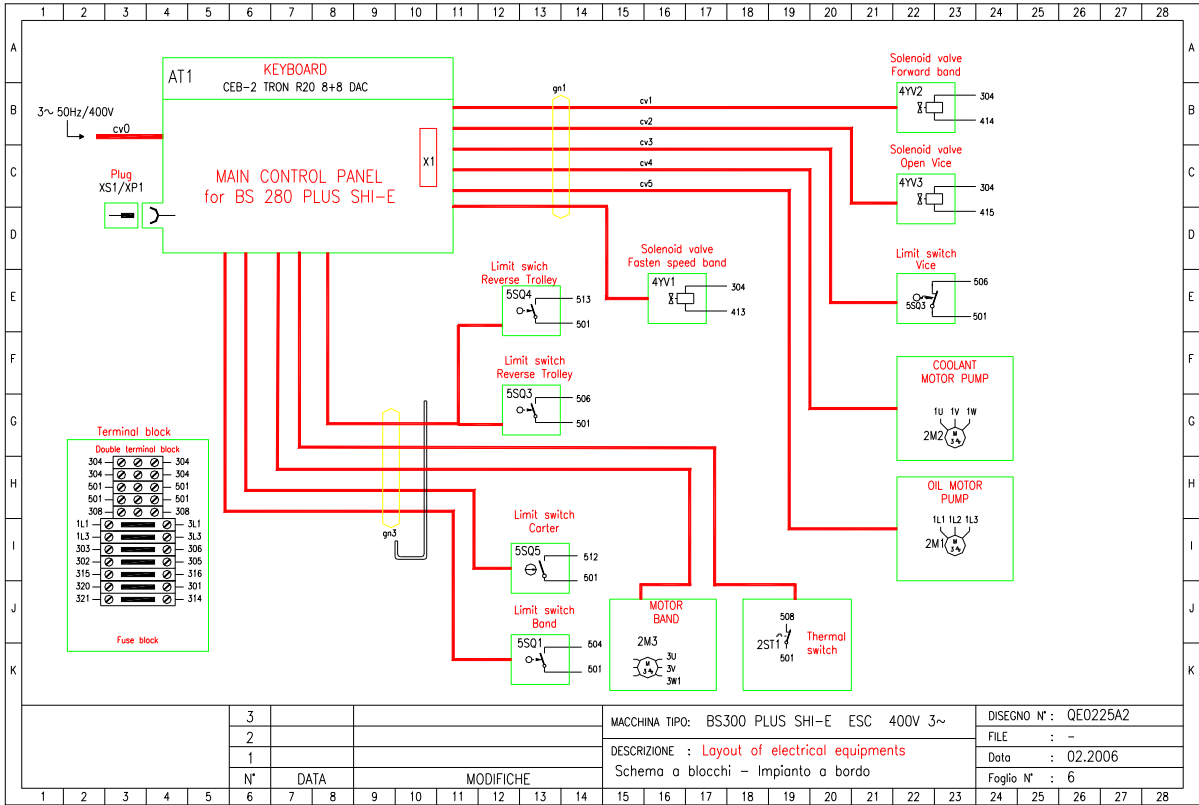
3			MACCHINA TIPO: BS 300 PLUS SHI-E 2V 400V	DISEGNO N°: QEO226A2
2				FILE : -
1			DESCRIZIONE : General list of electrical equipments	Data : 01.2006
N°	DATA	MODIFICHE	Elenco generale componenti elettrici	Foglio N° : 10

+++++

INSTRUCTIONS FOR USE



INSTRUCTIONS FOR USE



INSTRUCTIONS FOR USE

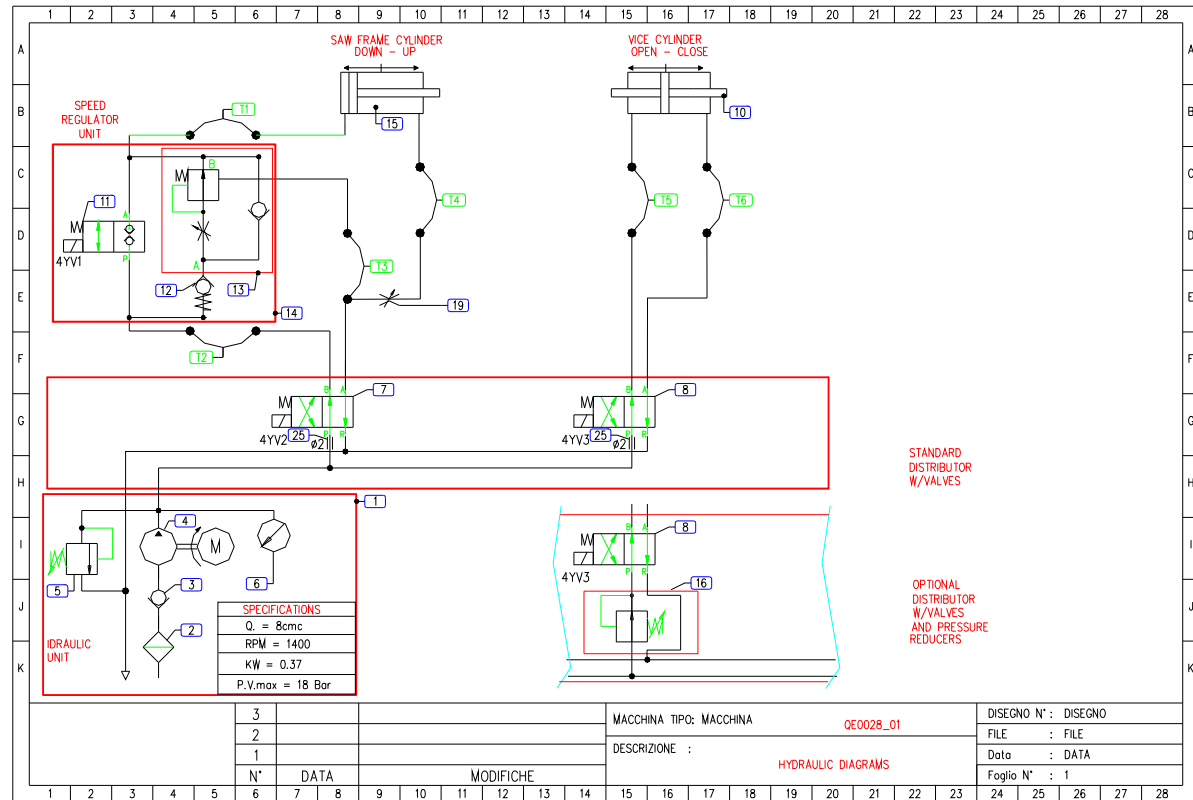
1	2	3	4	5	6	7	8	9	10	11	12	13	14	15	16	17	18	19	20	21	22	23	24	25	26	27	28
A	REF.	DEVICE	SPECIFICATIONS	FUNCTION	FACTORY	TYPE	ITEM N°	Q.TY																			
	20M1	Circuit breaker	3P-P.I. 6KA-4/6.3A-Rot. 4.5A	Main circuit breaker - Rating 4.5A	TELEMECANIQUE	GV2 M10-4/6.3A	766162	1																			
B	20M1	Min. voltage relay	400V	Unloah main control	TELEMECANIQUE	GV2 AU385	164908	1																			
	20M1	Terminal box	IP65	Terminal box for main circuit breaker	TELEMECANIQUE	GV2 MP02+V01	766198	1																			
	2M1	3 Phase motor	0.25KW-400V-900G/1'	Oil motor pump	ELD	B5 FC71 6Poli	562800	1																			
C	2M2	3 Phase motor	0.15KW-400V-3000g/1'	Coolant motor pump	OMCG	PMU60L P150	331524	1																			
	2M3	3 Phase motor	1.5/1.8KW-400V-1500/3000g/1'	Motor band	ELETTROADDA	B5 FC90 2-4RL	590050	1																			
	2L1	Filter (optional)	RC + Cable 575V	Noise suppressor	MPM	130809	334010	1																			
D	2S11	Thermal switch	Classe B	Overcurrent protection motor band	TERMIK			3																			
E	2U1	Frequency drive unit	1.5KW-400V/3 Phase	Control speed motor band	TELEMECANIQUE	ATV31HU15N4	521200	1																			
F	3AT1	Station control 8+8 DAC	IP65 Code 2HI Release: from 3.1	Control unit and program	C.E.B.	R20 8+8 DAC	X091867	1																			
G	3FU1	Terminal block	4mmq./6.3A	Primary protection transformer	CUNTACLIP	5TK 1 PA	694520	1																			
	3FU1	Fuse	5x25mm./size 2A	Primary protection transformer	WEBER	5x25mm./2A	390010	1																			
	3FU2	Terminal block	4mmq./6.3A	Primary protection transformer	CUNTACLIP	5TK 1 PA	694520	1																			
	3FU2	Fuse	5x25mm./size 2A	Primary protection transformer	WEBER	5x25mm./2A	390010	1																			
	3FU3	Terminal block	4mmq./6.3A	Secondary protection trasformer 0-20-24	CUNTACLIP	5TK 1 PA	694520	1																			
	3FU3	Fuse	5x20mm./size 6.3A	Secondary protection trasformer 0-20-24	WEBER	5x20mm./6.3A	390001	1																			
H	3FU4 / 6	Terminal block	4mmq./6.3A	Secondary protection trasformer 15-0-15	CUNTACLIP	5TK 1 PA	694520	1																			
	3FU4 / 6	Fuse	5x20mm./size 6.3A	Secondary protection trasformer 15-0-15	WEBER	5x20mm./6.3A	390001	1																			
	3FU5 / 7	Terminal block	4mmq./6.3A	Secondary protection trasformer 0-18	CUNTACLIP	5TK 1 PA	694520	1																			
I	3FU5 / 7	Fuse	5x20mm./size 3.2A	Secondary protection trasformer 0-18	WEBER	5x20mm./3.2A	390001	1																			
J	3TC1	Control circuit transformer	VA160/Ve 400 Vu1 0-20-24 Vu2 15-0-15 Vu3 0-9 Vu4 0-18	Main auxiliary supply	C.E.	T.T. CEI 14/6	931200	1																			
K																											
					MACCHINA TIPO: BS300 PLUS SHI-E ESC 400V 3~					DISEGNO N° : QE0225A2																	
					DESCRIZIONE : General list of electrical equipments					FILE : -																	
					Elenco generale componenti elettrici					Data : 02.2006																	
					N° DATA MODIFICHE					Foglio N° : 8																	

1	2	3	4	5	6	7	8	9	10	11	12	13	14	15	16	17	18	19	20	21	22	23	24	25	26	27	28
A	REF.	DEVICE	SPECIFICATIONS	FUNCTION	FACTORY	TYPE	ITEM N°	Q.TY																			
	3S81	Pushbutton (emergency)	Ø40mm. - Clearing rotation	Emergency stop button	BRETER	RM 06SR +	709170	1																			
B	3S81	Normally close contact	NC - Red	Emergency stop button	CEMA	P9XER4RN																					
	3S81	Normally open contact	NC - Green	Emergency stop button	BRETER	V 40 +	260231	1																			
	3S81	Normally open contact	NC - Green	Emergency stop button	CEMA	P9B01UN																					
	3S81	Normally open contact	NC - Green	Emergency stop button	BRETER	V 50	260397	1																			
	3S81	Normally open contact	NC - Green	Emergency stop button	CEMA	P9B10UN																					
C	3VC1	Rectifier bridge	24Vd.c./6A	Auxiliary 24Vd.c. supply	FAGOR	CDFB 2504	723723	1																			
D	3C1	Capacitor	2200uF 80WV	Auxiliary 24Vd.c. supply	DAEWOO		260080	1																			
E	4KM1	Control master relay	4KW-9A-24Vdc	Power coolant motor pump	LOVATO	MC9-10 24V	260750	1																			
	4KM1	Control master relay	4KW-9A-24Vdc	Power coolant motor pump	C.G.E.	MC1A 10 24V																					
F	4KM3	Control master relay	4KW-9A-24Vdc	Power hydraulic oil motor pump	LOVATO	MC9-10 24V	260750	1																			
	4KM3	Control master relay	4KW-9A-24Vdc	Power hydraulic oil motor pump	C.G.E.	MC1A 10 24V																					
G																											
H	4V1/2/3	Diode	700V/1A	No interference		IN 40007	312207	3																			
	4Y1	Solenoid valve 2/2	Size M22 - 24Vdc	Control fasten speed band	COMATROL	EVH 06C5 24C 00	331699	1																			
	4Y2	Solenoid valve 4/2	CETOP 3 - 24Vdc	Control forward band	ARON	AD3 EA15 AM20	331541	1																			
I	4Y3	Solenoid valve 4/2	CETOP 3 - 24Vdc	Control opening vice	ARON	AD3 EA15 AM20	331541	1																			
J	5S01	Limit switch	IP00 - NO/0/NC	Control band position	-	ABV121260	520941	1																			
	5S03	Limit switch	IP67 with cable	Control vice closed	TELEMECANIQUE	XCMA1023	521145	1																			
	5S04	STROKE END SWITCH	NO - NC		-	ABV121260	520941	1																			
K	5S05	Limit switch	IP65 - NO/0/NC	Control carter position	PIZZATO	FK3393-01	520765	1																			
					MACCHINA TIPO: BS300 PLUS SHI-E ESC 400V 3~					DISEGNO N° : QE0225A2																	
					DESCRIZIONE : General list of electrical equipments					FILE : -																	
					Elenco generale componenti elettrici					Data : 02.2006																	
					N° DATA MODIFICHE					Foglio N° : 9																	

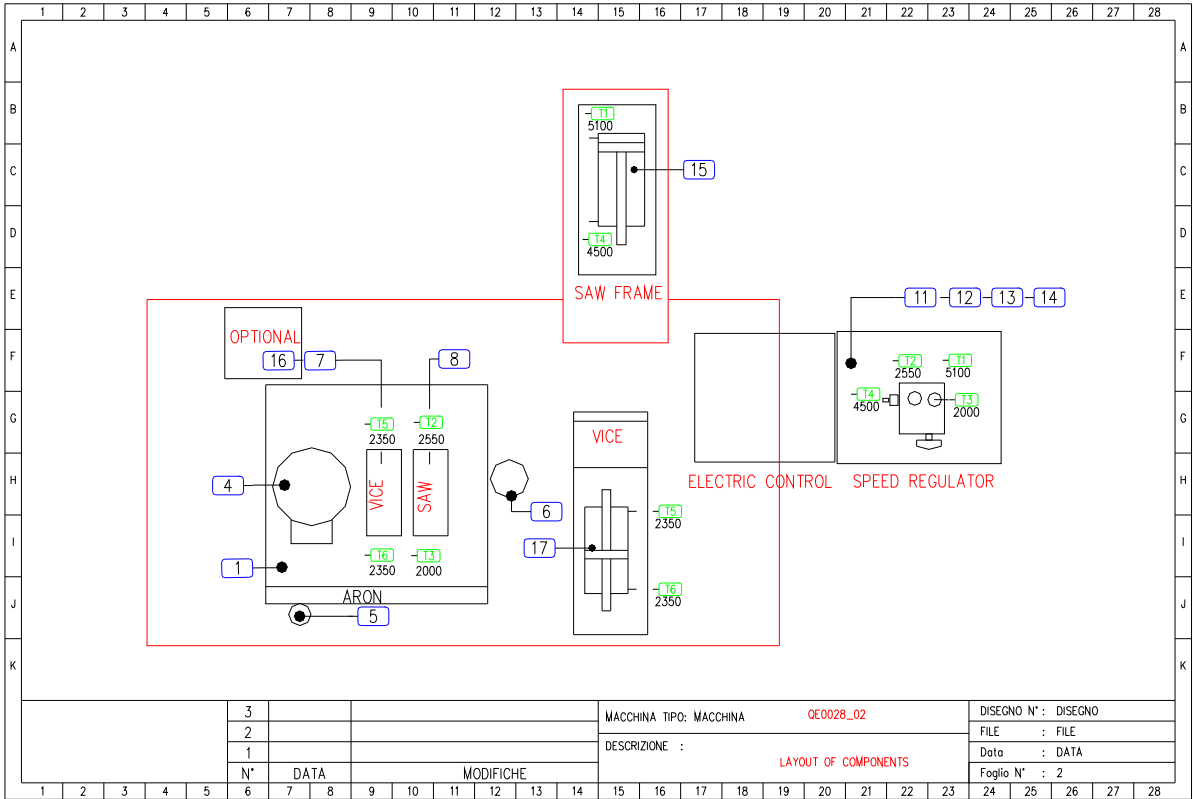
INSTRUCTIONS FOR USE

REF.	DEVICE	SPECIFICATIONS	FUNCTION	FACTORY	TYPE	ITEM N°	Q.TY
XS1	PLUG NOT SUPPLIED	4 Poles/10A+Ground	Remote control	ILME	CK03V+CKM04	786745	1
XP1	Receptacle	4 Poles/10A+Ground	Remote control	ILME	CK31A+CKF04	699750	1
X1	Terminal block	Doble terminal 2.5mmq./4A	Connection external equipments	CONTACLIP	RKD 2.5 PA	559092	5
X	Terminal block (4 poles)	Doble terminal 2.5mmq./4A	Connection external equipments	SCHIAVI	ART.6904	558853	1
cv0	Flexible cable	4x2.5mmq.	Connection main supply			205213	1
cv1	Flexible cable	2x0.75mmq.	Connection solenoid valves and limit switch				1
cv2	Flexible cable	2x0.75mmq.	Connection solenoid valves and limit switch				1
cv3	Flexible cable	2x0.75mmq.	Connection solenoid valves and limit switch				1
cv4	Flexible cable	4x1.5mmq.	Connection coolant motor pump			205065	1
cv5	Flexible cable	4x1.5mmq.	Connection oil motor pump			205065	1
cv6	Flexible cable	2x0.75mmq.	Connection solenoid valves and limit switch				1
cv7	Flexible cable	3x0.25 with shield	Connection potentiometer				1
cv8	Flexible cable	6x0.75 with shield	Connection frequency drive unit				1
cv9	Flexible cable	1x1.5mmq with shield	Connection frequency drive unit				1
cv10	Flexible cable	1x1.5mmq with shield	Connection motor band				1
cv11	Flexible cable	2x0.75mmq.	Connection solenoid valves and limit switch				1
cv13	Flexible cable	1x1.5mmq with shield	Connection frequency drive unit				1
cv14	Flexible cable	2x0.75mmq.	Connection solenoid valves and limit switch				1
gn1	Flexible tube	PVC 1"	Outputs for hydraulic unit	TEAFLEX	PAS-C29B		1
gn3	Flexible tube	PVC 1"	Outputs for bow and limit switch	TEAFLEX	PAS-C29B		1
gn4	Flexible tube	PVC 1/4"	Connection potensiometer	TEAFLEX			1

3			MACCHINA TIPO: BS300 PLUS SHI-E ESC 400V 3~	DISEGNO N°: QE0225A2
2				FILE : -
1	120696	PLUG NOT SUPPLIED	DESCRIZIONE : General list of electrical equipments	Data : 02.2006
N°	DATA	MODIFICHE	Elenco generale componenti elettrici	Foglio N° : 10



INSTRUCTIONS FOR USE

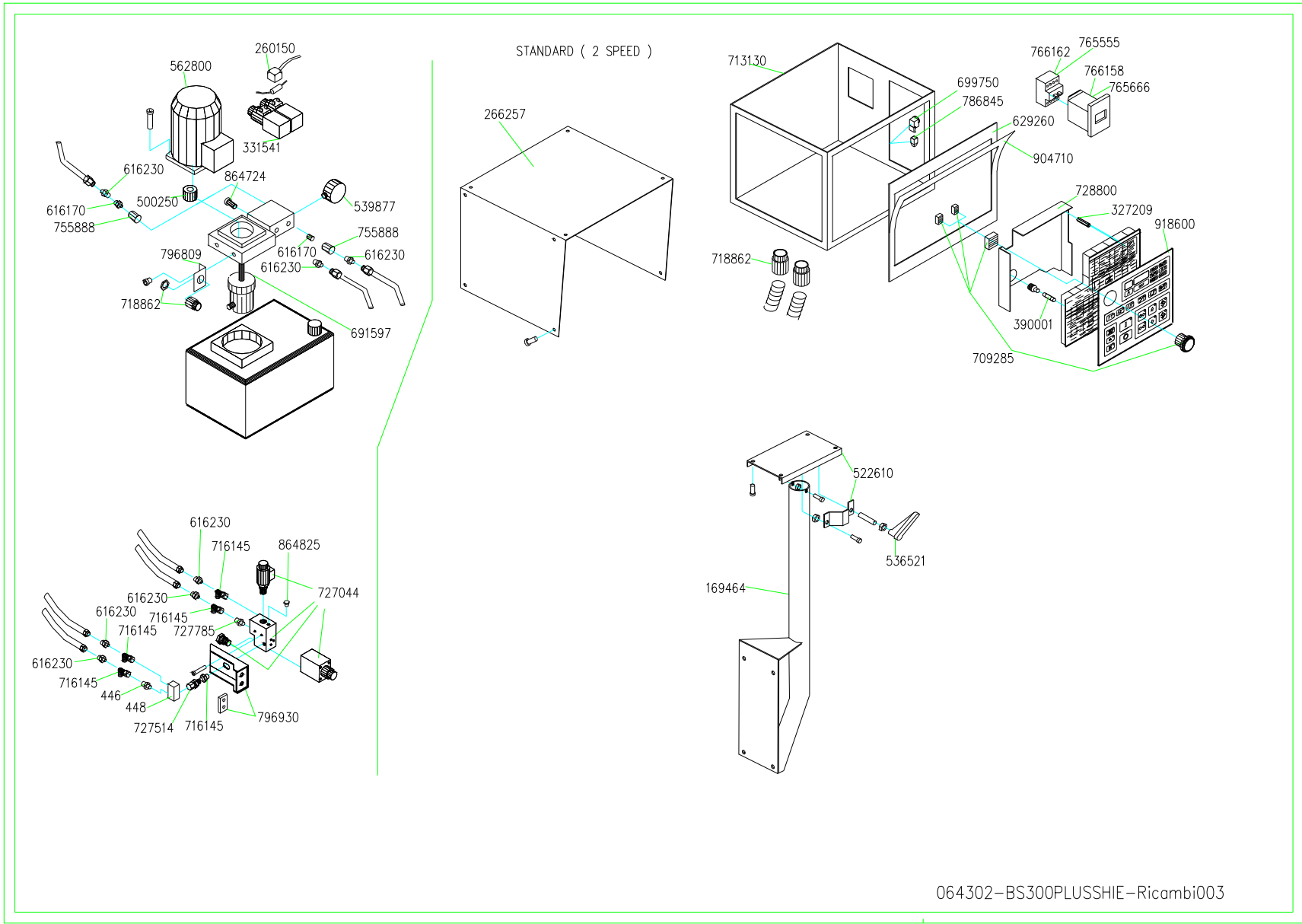


REF.	DESCRIPTION	SPECIFICATION	FACTORY	TYPE	PART NUMBER	Q.TY
1	COMPLETE HYDRAULIC UNIT	MODULAR ELEMENTS w/MOTOR 4POLES 0.37KW	IMET		094060	1
2	OIL FILTER	D. 80 X 28				1
3	ONE-WAY CHECK VALVE	CARTRIDGE TYPE				1
4	HYDRAULIC PUMP	9.2 cc MARZOCCHI - 5.9 cc HYTOS				1
5	MAX. PRESSURE CONTROL VALVE	0 - 50 BAR				1
6	PRESSURE GAUGE	0 - 40 BAR	WKA	113-13-063	539877	1
7	DIRECTIONAL CONTROL VALVE/ONE POSITION	4/2 - Tensione 24Vd.c.	ARON	AD3E15A	331541	1
8	DIRECTIONAL CONTROL VALVE/ONE POSITION	4/2 - Tensione 24Vd.c.	ARON	AD3E15A	331541	1
10	VICE CYLINDER	A1	IMET		222755	1
11	DIRECTIONAL CONTROL VALVE/TWO WAY-TWO POS.	CARTRIDGE TYPE	COMATROL	EVH-06-C5-24C-00	331699	1
12	ONE-WAY CHECK VALVE	CARTRIDGE TYPE	COMATROL	RC 06-05-00	202202	1
13	SPEED REGULATOR	FLOW RATE =3 LT/MIN	ARON	OCV32GK2R	727035	1
13	-	FLOW RATE =3 LT/MIN	HYTOS		727057	1
14	COMPLETE SPEED REGULATOR UNIT	-	IMET		070340	1
15	DOUBLE ACTING SAW FRAME CYLINDER	D. 50X139	GHETTI		222830	1
16	OPTIONAL	PRESSURE REGULATOR VALVE	IMET		000966	1
19	ON/OFF Cock	1/4" female/female	AIGNEP	A 400 FF 1/4"	755888	1
25		D2H11	IMET		172255	4
T1	FLEXIBLE LINE FOR SAW FRAME CYLINDER	R7 1/4 L.5100	PBC		936823	1
T2	FLEXIBLE LINE FOR SPEED REGULATOR	R6 3/8" L.2550	PBC		933580	1
T3	FLEXIBLE LINE FOR SPEED REGULATOR	R6 3/8" L.2000	PBC		933620	1
T4	FLEXIBLE LINE FOR SAW FRAME CYLINDER	R6 3/8" L.4500	PBC		933571	1
T5	FLEXIBLE LINE FOR VICE CYLINDER	R6 3/8" L.2350	PBC		933597	1
T6	FLEXIBLE LINE FOR VICE CYLINDER	R6 3/8" L.2350	PBC		933597	1

3			MACCHINA TIPO: MACCHINA	QE0028_03	DISEGNO N°: DISEGNO
2			DESCRIZIONE :	GENERAL LIST OF COMPONENTS	FILE : FILE
1					Data : DATA
N°	DATA	MODIFICHE			Foglio N° :

+++++

INSTRUCTIONS FOR USE



064302-BS300PLUSSHIE-Ricambi003

INSTRUCTIONS FOR USE

COD.	ITALIANO	ENGLISH	FRANCOISE	DEUTSCH
064302	BS 300 PLUS SHI-E 3F 2V 35/70 V400 SEGAT	BS280 PLUS SHI-E 3PH 2SP V400	BS280PLUS SHI-E 3PH.2VIT.35/70	
113502	ALBERO X PULEGG.ANT.BS280 FRES ATO	BS 280 FRONT BAND WHEEL SHAFT		BS 280 VORDERSCHEIBE SAEGEARM
113517	ALBERO PULEGGIA POST.BS280	BS 280 BACK BAND WHEEL SHAFT		
118842	ANELLO ANTIESTR.BRS230 CIL.PN. KS450/600/	BACK-UP RING BRS230		
119395	ANELLO TENUTA OR 159 3,53X55,5 6	OR RING 3,53X55,56		
119576	ANELLO TENUTA OR3300 2,62X75,8 7	SEAL RING OR3300 2,62X75,87		
119603	ANELLO TENUTAOR4250 3,53X63,09	SEAL RING OR4250 3,53X63,09		
119621	ANELLO TENUTA OR 171 3,53X68,2 6	OR RING 3,5X68,26		
127655	ANELLO SEEGER RS6 DIN 6799	SEEGER RING RS6 DIN 6799		
127810	ANELLO SEEGER A17 RIGA RTD	SEEGER RING A17 RTD TABLE		
128702	ANELLO TENUTA 25X35X7	SEAL RING 25X35X7		
129107	ANELLO TEN.PARAP.BASL 55X70X8	SEAL RING 55X70X8 FOR COUPLING		
129736	ANELLO TENUTA 47X22X7	SEAL RING 47X22X7		
131828	ARCO-RIDUTTORE BS300 LAVORATO	FRAME REDUCER BS300		
132828	ASTA COM.DISC.ARCO 280 SHE/SHI -E/VELOX SHE/AF	FEED CONTROL LEVER BS280/VELOX		
136827	ASTA REG.MISURA BS350/280 BRUN D.20+FILETTO M12	LENGTH STOP ROD D.20 BS340/280		
142719	BASAMENTO GHISA BS280 PLUS CON CAVA SCOR	CAST IRON BASE+GROOVE BS280PLU		
144999	BIELLA OTTON.TPN25 MORSA BS280 PLUS	VICE THREADED ROD BS280		SCHRAUBST.GEWINDEPLEUEL STANGE
157210	BLOCCHETTO TENDINASTRO 280350 FRONTALE	BAND TENSIONER BLOCK 280350NEW		
157220	BLOCCHETTO SPINTA BIELLA BS350	VICE ROD FOR BS 350		SPANNSTOCK PLEUELSTANGE BS350
165895	BOCCOLA RIFERIM.GANASCE BS 280 PLUS	JAWS RING WASHER BS 280PLUS		
167248	BOCCOLA OTTONE D.20X30 CIL.ARC O 280S.AUT	BOW CYLINDER BRASSED WASHER		
169453	BRACCIO COMANDO 280SHI/SHIE NE W	280SHI/SHIE NE DRIVE ARM		
169467	BRACCIO X CILINDRO ARCO 280AFI -E	BOW CYLINDER ARM BS 280AFI-E		
172180	BUSSOLA OTT.D20X35 BLOCC.PIATT T	BASE LOCKING BUSH D20 BS280		
172190	BUSSOLA OTT.D8X15 BLOC.PIATTO PATTINO BS280	D8X15 PLATE BLOCKING BUSH		
172378	BUSSOLA CENTRALE D.40 BASAM.BS 280 PLUS	BASE CENTRAL BUSH D.40		
177280	BUSSOLA D.16X25 PERNO OSC.BS28 0	OSCILLATING PIN BUSH D.16X25		
179458	BUSSOLA DISTANZ.D.6,5X10X14	SPACER D.6,5X10X14		
179965	BUSSOLA MOLLE/ARCO 280-GH BRUN	280-GH BUSH SPRINGS/BOW		
182433	BUSSOLA TEMP.10X15X12 DIN179/A	TEMPERATED BUSH 10X15X12		
182466	BUSSOLA TEMP.12X18X12 DIN179/A	TEMPERATED BUSH 12X18X12		
182476	BUSSOLA TENDINASTR.300350 NEWA UT	BAND STRETCHER BUSH		
184921	CARRELLO MORSA SCOR.BS300 PLUS 2X45°	SLIDING VICE CARRIAGE BS280PL		
188051	CARRELLO HIWIN HGW15CAZ0C X GU IDE	HIWIN HGW15CAZ0C CARRIAGE		

INSTRUCTIONS FOR USE

	SENZA PRECARICO			
201483	CARTER COPRIARCO BS300 PLUS	TUBE GUARD BS300 PLUS		
201538	CARTER NASTRO-BS300 CERN+SIC.	BAND GUARD-2 PIECES-NEWBS300		
205328	CENTRALIN.ARON 2POS.COMPL.+MOT MONTARE:BS280/350/VTF SHI+SHI	HYDRAULIC UNIT W/MOTOR		HYDRAULISCHES AGGREGAT + MOTOR
214700	CHIAVETTA 6X6X20 UNI6604	KEY 6X6X20		
215123	CHIAVETTA 8X7X15 UNI6604	KEY 8X7X15 UNI6604		
216270	CHIAVETTA 8X7X25 UNI6604	KEY 8X7X25 UNI6604	TL CLAVETTE ENTR.BAGUE	
222755	CILINDRO MORSA KS450/600 80X10	VICE HYDR. CYLINDER KS450		SCHRAUBSTOCK HYDR.ZYLINDER 450
222830	CILINDRO IDRAUL.ARCO 350 TIPO 50X140 AVVITATO	CYLINDER SHI D.50		
227475	COLONNA BS280 SHI-E/SHI NEW	BASE FOR BS280 SHI-E/SHI NEW		
237231	COM.EL.BS300PLUS SHIE/2V400 2VELOCITA'	ELEC.CONTROL BS300PLUS SHIE 2S		
260150	CONNETTORE 4 VIE=C18209N21 DIN 43650A=CNN2=ULR1	4WAYS CONNECTOR		4WEGE VERBINDER=C18209N21
266257	COPERC.COM.EL.280 SHI/SHIE NEW	EL.CONTROL COVER SHI/SHIE		
276674	CORONA BRONZ. M2,75 Z35 BS280	BRONZE WHEEL M2,75 Z35 BS280		
279150	CUNEO SX BLOC.MORSA SIRIO370	SIRIO370 VICE ADJ. LEFT WEDGE	COIN GAUCHE BLOCAGE ÉTAU S.370	-
279160	CUNEO DX BLOC.MORSA SIRIO370	SIRIO370 VICE ADJ. RIGHT WEDGE	COIN DROI BLACAGE ÉTAU S.370	-
280052	CUNEO REGISTR.MORSA BS280 PLUS L.452 CON 2 FORI SPINA	VICE ADJUSTING WEDGE BS280PLUS		
283011	CUSCINETTO 32005X 25X47X15	BEARING 32005X 25X47X15		
283102	CUSCINETTO 32008XA 40X68X19	CARRIAGE CONNECT.32008X4 40X68		
286020	CUSCINETTO 608.2ZR 8X22X7	BRUSH/PUMP CARRIAGE CONNECTION	ROULEMENT 608.2ZR 8X22X7	
286302	CUSCINETT.30305DJR 25X62X17/13 =310305A	BEARING 31305A 25X62X17/13		
286795	CUSCINETTO 30305DR 25X62X15/13 = 30305A	CARRIAGE CONNECTION 25X62X15	ROULEMENT 30305A 25X62X15/13	
288083	CUSCINETTO ASS.51102 15X28X9	BEARING 51102 15X28X9		
288090	CUSCINETTO ASS.51103 17X30X9	BEARING 51103 ..X..X.		
288725	CUSCINETTO 6206 30X62X16	CARRIAGE CONNECTION 6206 30X62	ROULEMENT 6206 30X62X16	
288995	CUSCINETTO 6209 45X85X19	CARRIAGE CONNECTION 6209 45X85		
291020	CUSCINETTO 6207.2RSR 35X72X17	CARRIAGE CONNECTION 6207 35X72		LAGER 6207EE 35X72X17
291304	CUSCINETTO 626.2ZR 6X19X6 PATTINI 280/300	BEARING 626.2ZR 6X19X6		
315285	DISCO REGISTR.VSF BS280	SCREW ADJUSTING DISC BS280		
322160	DISTANZIALE CORONA BS280	WHEEL SPACER BS280		
325859	DISTANZIALE GIUNTO/MOT.BS280	MOTOR COUPLING SPACER BS280		
327118	DISTANZIALE PUL.D.35X42 BS280	PULLEY SPACER D.35X42 BS280		SCHEIBE DISTANZSTUECK D35X42
327201	DISTANZIALE ESAG.7X65 TAST.CEB OTTONE	HEXAGONAL SPACER 7X65		SECHSKANT.DISTANZSTUECK 7X65
330055	ECCENTR.CHIUS.RAPIDA MORSA 350 (D32X90)	VICE RAPID MOVING ECCENTRIC 35		SCHRAUBS.SCHNELLBEW.EXZ ENTER
331427	EL.POMPA LUNGA PIEDE150 AST30 230400460-1/2"-W90=PMU40L P170	LONG ELECTRIC PUMP 230400460	POMPE SIRIO V230400	LONGE ELEKTROPUMPE 230400460

INSTRUCTIONS FOR USE

331925	FASCETTA TUBO TORRO S 12-22/9 C7 W1	HOSE CLAMP W2 12-20		SCHLAUCHSCHELLE W2 12-20
349584	FLANGIA CHIUS.RIDUTT.BS280	REDUCTION CLOSING FLANGE BS280		
486394	GANASCIA CARR.MORSA 130X10X190 BS300 PLUS	VICE CARRIAGE JAW 130X15X190		
492590	GANASCIA APP.DESTRA 280PLUS/60	RIGHT CAST IRON JAW, 280 PLUS		
492590L	GANASCIA APP.DX.LAV.280PLUS	RIGHT CAST IRON JAW, 280 PLUS		
492640	GANASCIA APP.SINIST.280PLUS/60	LEFT CAST IRON JAW, 280 PLUS		
492640L	GANASCIA APP.SX.LAV.280PLUS	LEFT CAST IRON JAW,BS280PLUS		
497110	GHIERA KM5 M25X1,5 PERNO OSC.B S280	RING KM5 M25X1,5		
500316	GIUNTO M24JUNIOR D.19X24 BS280	COUPLING D.19X24 BS 280		
510200	GUARNIZIONE EL.POMPA D.130X102 X2 GOMMA ANTIOLIO	ELECTROPUMP SEAL D.130X102		
511163	GUARNIZIONE RS3240 CIL. IDR.KS	PISTON SEAL RS3240		
511290	GUARNIZ.IDROSTOP DBM196133/M BS350/280 D50XD34X20.5	SAW FR.CYL.GASKET MDB2X400501		
511300	GUARNIZIONE LANTERNA BS280 120 X80	GASKET BS 280		
511330	GUARNIZIONE FLANGIA BS280 D.14 5X110	FLANGE GASKET BS 280 D.14		
512497	GUIDA HIWIN HGR15R340C BS300 (FORO 20MM!) TASTATORE280/300	GUIDE HIWIN LGR15R340C 20/20		
513095	IMPUGNATURA NERA 20X80 PLAST. X ASTA	PLASTIC BLACK HANDLE D.20X80		
513931	IMPUGNATURA SFERA NERA D.12X40 (MONT.PRESS.)	BLACK HANDLE D.12x40	BOULE BAKELITE POIGNEE	SCHWARZER HANDGRIFF D.12X40
515753	INGRASSATORE M8 CH10 SFERA+MOL LA L1	OILER M8 CH10		
515780	INSERTO SPECIALE D15.95X6.4 BS350	SPECIAL INSERT D15,95X6,4	PLAQUETTE SPECIALE D15,95X6,4	
515800	INSERTO QUADRO SVAS.19,3X4 F.4 WXP0274=GATTIA191DB10.OD C4.2G	SQUARE CARBURE PAD 19,3X4 F.4	PLAQUETTE CARBURE 19,3X4 F.4	VIERECKIGER EINSATZ 19.3X4 F.4
520765	INTER.SICUR.FK3393-D1 CHIAV.90 ° PIZZATO	SAFETY SWITCH FK3393-D1		
520941	FINCORSA LEVA ABV121260 NAIS= OMRON D2VW5L1B1M-BS-230	STROKE-END ABV161660		
521145	INTER.FINCORS=TELEMEC.XC MA1023 CAVO 3M,RUOTA DIR.E700-0-BM/3	STROKE END SWITCH TELEMEC.	FIN DE COURSE	ENDSCHALTER TELEMEC. XCMA1023
521580	LACCIO LEGRAND 320-32 2,4X180	LEGRAND PLASTIC STRING		
521581	BASE ADESIVA 320-65 X LEGRAND	ADHESIVE BASE 320-65 LEGRAND		
521585	BASE A INCASTRO 320.76 X LACCI LEGRAND	SUPPORT FOR STINGS 320.76		
521635	LACCIO LEGRAND 319-16 9X260	STRING 319-16 9X260		
521951	LAMIERA X DISTRIB.REFRIG.BS280 SU ARCO	COOLANT DISTR.SHEET METAL 280		
522610	LAMIERA SOST.COM.ID/EL.BS350GH /SHI	HYDR/EL.CONTROL SUPPORT SHEET		
522924	LAMIERA "L" FERMO TASTATORE	-		
522941	LAMIERA TASTATORE BS300	-		
523762	LANTERNA MOTORE BS280 FINITA	MOTOR/BOW STRAINER BS280		

INSTRUCTIONS FOR USE

529020	LEVA BLOCC.CILINDR.AVANZ.BRUN AVANZATORE	CYLINDER LOCKING LEVER		ZYLINDER SPERRHEBEL
536521	MANIGLIA RIPRES.M10 FEMM.TIP80 BRACCIO COM. 280 AFI-E	TURNING HANDLE M10 TYPE80		HANDGRIFF M10 TYP 80
536523	MANIGLIA RIP.M10F.ART.592-80 R AL9011 (M10 NL)	TURNING HANDLE M10 TYPE592-80	POIGNÉE M10F ART.592-80 R	0ANDGRIFF M10 TYP 592-80
536675	MANIGLIA RIPRESA M12X45 TIP.80 MASCHIO	TURNING HANDLE M12X45 TYPE 80	POIGNEE M 12X45	DREHEBARER HANDGRIFF M12X45 80
544666	MOLLA COMPENSAZ.CUSC.D.62 MOT	SPRING WASHER DIA. 62		
546938	MOLLA TAZZA 40X20,4X2,5 MANDRI NO/PULEGG.	SPINDLE CUP SPRING 40X20,4X2,5	RESSORT 40X20,4X2,5	SPINDEL FEDERRING 40X20,4X2,5
546957	MOLLA TAZZA 31,5X16,3X2 TENDIN AST.BS280	CUP SPRING 31,5X16,3X2	RESSORT 31,5X16,3X2	TELLERFEDER 31,5X16,3X2
546969	MOLLA TAZZA 25X12,2X1,5	CUP SPRING 25X12,2X1,5		TELLERFEDER 25X12,2X1,5
547260	MOLLA COMPR.22,8X22X1,5 POS.40 SPORTELLO BS350	SPRING 22,8X22X1,5		
547263	MOLLA SELETT.SIRIO/BIELL.BS350	HEAD SELECTOR SPRING SIRIO		DRUCKFEDER SIRIO
547316	MOLLA NASELLO BASAM.BS280/350	BASE SPRING BS280PLUS/340/350		GRUNDLAGE NASE FEDER BS280/350
547652	MOLLA PER ARCO BS230-280- 350-3 40	SAW FRAME RETURN SPRING 340280	RESSORT RAPPEL ARCHET BS340-BS	RAHMEN RUECKFEDER BS340- BS280
590050	MOT.3F 2/4P FC90TP B5 V400 280 CE*1,7/1,3*B5 *SENZA CHIAVETT	3PH MOTOR 2-4P FC90 V400 B5		
614397- 6/10	NASTRO"280"2765X27X09 M42SVGLB (STB)DENTATURA =6/10 HV950	BAND 2765X27X09 SVGLB M42 6/10	RUBAN "280" 2765X27X09 M42	
615855	NIPPLO N8-8 1/8"A1/8" OTTONE	BRASS THREADED CONNECTION N8-8		
616170	NIPPLO N4-4 1/4"A1/4" OTTONE	BRASS THREADED CONNECTION M4-4		MESSING NIPPEL M4-4 1/4"
616230	NIPPLO OLIO 1/4"X3/8"BSP RACC PER TUBO R6(CON FEMMINA 3/8")	OIL THREADED CONNECTION 1/4	616517	OEL NIPPEL 1/4" X 3/8"
616628	NIPPLO 1/2"X 1/2"ACCIAIO ZINC.	CONNECTION 1/2"X 1/2"		VERZINKTER NIPPEL 1/2"X 1/2"
628489	PALETTA ARCOGIU FINE TAGLIO (MACCHINE CON TASTATORE)	STROKE-END PLATE BOW DOWN		
629260	PANNELLO FRONTALE 280 SHI- E	280 SHI-E FRONT PANEL		
630632	PASSACAVO A MEMBRANA DG9 D.15	DIAPHRAGM CABLE GLAND DG9		
630975	PASSACAVO SCATTO SB1750- 22 NER O 145051	CABLE GLAND SB1750-22		
631163	PATTINO ANTER.COMPLETO BS280 N EW	FRONT BAND GUIDE BS280		VORD.BANDFUEHRUNGSSCHUH K.BS280
631165	PATTINO POST.COMPLETO BS280 NE W	LOWER BAND GUIDE BS280		HINTERER BANDFUEHRUNGSSCHUH 280
631167	PATTINO GUIDALAM.ANT.BS280 LAV ORATO	FRONT BAND GUIDE BS280		VORDERER BANDFUEHRUNGSSCHUH
631168	PATTINO GUIDALAM.POST.BS280 LA VORATO	BACK BAND GUIDE BS280		HINTERER BANDFUEHRUNGSSCHUH
651426	PERNO OSCILLANTE BS280 x POTEN ZIOMETRO	OSCILLATING PIN FOR BS 280		
652539	PERNO SPAZZOLA PERNO D.8 BRUN.	BRUSH PIN D.6		
657187	PIASTRA FR.MORSE BS300PLUS SHI (85X15X154)	HYDR/PN.VICES FRONT PLATE SHI		
658324	PIASTRA TASTATORE BS300	APPROACHING PLATE BS280		BANDSPANNERFUEHRUNGSP L ATTE
658340	PIASTRA GUIDATENDINASTR.300350 FRONTALE	BAND TENSIONING GUIDE PLATE BS		BANDSPANNERFUEHRUNGSP L ATTE
658663	PIASTRA TENDINASTRO	FRONT BAND TENS.PLATE		VORDERE

INSTRUCTIONS FOR USE

	ANT.80X20 BS280	80X20		BANDSPANN.PLATTE 80X20
661900	PIASTRINA X FINC.PATT.INF.VTF NUOVO	PLATE FOR LOWER BANDGUIDE VTF		
661915	PIASTRINA FINC.NASTRO NEW 2XM3 10X2X35 BRUNITA	PLATE FOR BANDSTRETCHER 2XM3		
661920	PIASTR.BLOCC.SPAZZOLINO PLUS60 (BS280 PLUS 60 GRADI)	BRUSH LOCKING PLATE BS280/60PL		
667770	PIASTRINA ESPANS. RPE0166- 4,8	PLATE RPE0166-4,8		PLATTE RPE0166-4,8
673860	PIASTRINA FINCORS.PATT.SUP.VTF 500 (LAMIERA)	BANDGUIDE STROKE-END PLATE		
688448	PIATTO ATTACC.MOLLE BS280 BRUN	SPRINGS CONNECTION PLATE BS280		
688737	PIATTO 40X10X173 CIL/FRENO BS2 80	CYLINDER/BRAKE PLATE 40X10X173		
688802	PIATTO GUID.ANT.SCOR. 280 NEW	NEW SLID. BAND GUIDE PLATE 280		
688820	PIATTO GUID.POST.FISSO 280 NEW	280 NEW FIX. BACK GUIDE PLATE		
690814	PISTOLA X REFRIG.ART.8966+RACC Q8606	COOLANT SPRAY GUN	PISTOLET LAVAGE	KUEHLMITTELPISTOLE + ANSCHLUSS
694280	PORTA SPAZZ.NASTRO 280PLUS 60	SAW BAND CLEANER HOLDER BS280		
694925	PORTAGOMMA 1/2"M X TUBO D.14 DIRITTO	RUBB.HOSE CONNECTOR D.14X1/2"		HYDR.ANSCHLUSS F.SCHLAUCH D.14
695115	PORTAGOMMA PG8-4 D.8 INT.X1/4" DIRITTO	RUBB.HOSE CONNECTOR PG8- 4 D.8		SCHLAUCHANSCHLUSS D.8 PG8-4
696080	PORTAGOMMA NYLON GES6 R1/8	NYLON RUBB.HOSE CONNECTOR GES6		
696346	PORTAGOMMA NYLON WES8 R1/2 GOM ITO	NYLON PUSH-ON CONNECTOR R1/2		NYLON ANSCHLUSS R1/2 KNIE
697300	PORTA PLACCHETTE PATTINO BS350	PAD SUPPORT FOR BAND GUIDE 350		EINSATZLAGER FUER BANDFUEHRUNG
697836	PORTA ELETTRROPOMPA X VASCHETTA DELTA	ELECTROPUMP SUPPORT		ELEKTROPUMPETRAGER
698045	PORTARULLO W30 CAR.BS280 PLUS NEW	UNLOAD.W30 ROLLER HOLDER BS280	SUPPORT ROULEAU BS280PLUS/GH	ABFUHR-ROLLERTRAGER BS280
699580	PORTA FINCORS/MOLLE NASTRO 280 350 FRONTALE	BAND FRONT STROKE-END HOLDER		BAND VORD. ENDSCHALTER TRAGER
699591	PORTA FINCORS.ARCO FINE TAGLIO (MACCHINE CON TASTATORE)	STROKE-END HOLDER NEWAUT		ENDSCHALTER TRAGER NEWAUT
707195	PULEGGIA D.320X14 POST.BS280	BACK PULLEY D.320X14 BS280		
707209	PULEGGIA D.320X72 ANT.BS280	FRONT PULLEY D.320X72 BS280		
713130	QUADRO COM.EL.280 SHI/SHIE NEW	EL.CONTROL BOARD 280 SHI/SHIE		
714780	QUADRO DERIVAZ.TUBI BS280 SHIE	JUNCTION BOX FOR BS 280 SHIE		
714785	QUADRO DERIV.REFR.ARCO 280AFIE	COOLANT JUNCTION BOX BS280AFIE		
716145	RACCORDO GOMITO G- 4MF=5020A1/4	ELBOW CONNECTION G- AMF=5020A1		KNIEVERBINDUNG G- AMF=5020A1
716834	RACC.OLIO DIR.D.8 1/4"CIL.E211 -108L	OIL CONNECTION D.8 1/4"CILE211		OELLEITUNG D.8 1/4" CILE 211
722000	RACCORDO 3VIE 1/2"FEMM.ACC.ZIN CATO	3WAY CONNECTION 1/2"		3WEGE VERBINDUNG 1/2" NUT
725445	REGISTRO MISURA ALLUM.+2VITI FORI D.20/12	ALUMINIUM LENGTH STOP DEVICE	SUPPORT DIA 20	ALUMESSANSCHLAG + 2 SCHRAUBEN
726786	REGISTRO MISURA BS350/280 BRUN D.12 LUNGO PIEGATO	LENGTH STOP ROD D.20 BS340/280		
727044	REGOLAT.IDR.ARON TIPO 2 COMPL. ALL.USO:BS280/350 SHIE+AFIE+N	CMP.UNIT SPEED REGULATOR ARON		
727514	RIDUZ.ARIA 1/8"M-1/8"F	REDUCTION 1/8"M 1/8"F		
727785	RIDUZ.OLIO 1/4"M-1/4"F	REDUCTION 1/4"M 1/4"F		REDUKTION 1/4"M 1/4"F
728542	RIPARO ANTER.NASTRO BS280	FRONT SAW BAND COVER		

INSTRUCTIONS FOR USE

	NEW	BS280 NEW		
728559	RIPARO NAST.POST.BS280PLUS NEW	NEW SAWBAND COVER BS280 PLUS		
734694	RONDELLA RAME 1/4	COPPER WASHER 1/4		
734698	RONDELLA RAME 1/8	COPPER WASHER 1/8		
734745	RONDELLA ALLUMINIO 1-4	ALUMINIUM WASHER 1-4		ALU DICHRING 1-4
735755	RONDELLA APPOGGIO SS30X42X2,5 DIN 988 HRC45	WASHER SS30X42X2,5		
737845	RONDELLA 35X12X6 SVASAT.BRUNIT	WASHER 35X12X6		
741509	RONDELLA APPOGGIO SS20X28X2 DIN 988 HRC45	SUPPORT WASHER SS20X28X2	RONDELLE VOLANT SS20X28X2	DICHRING SS20X28X2
742282	RONDELLA 40X30X10,5 SVASATA (GREZZO =AVP D.40 BARRA)	WASHER 40X30X10,5		
742333	RONDELLA 45X35X10,5 SVASATA	WASHER 45X35X10,5	RONDELLE 45X35X10,5	FEDERRING 45X35X10,5
742431	RONDELLA 35X10X6 BRUNITA	BURNISHED WASHER 35X10X6		
744045	RONDELLA SPECIALE D.20X5 BRUN.	SPECIAL BURNISHED WASHER 20X5	RONDELLE D.20X5	SPEZIALUNTERLEGSCHIEBE D.20X5
744611	RONDELLA STAMPATA 5X15X1,2	PRINTED WASHER 5X15X1,2		
744987	RONDELLA STAMP.12X30X4 BRUNITA	PRINTED WASHER 12X30X4		GEDRUCKTER FEDERRING 12X30X4
750011	ROSETTA SCHNORR D.8 ZIGRINATA	KNURLED SCHNORR WASHER D.8		
750100	ROSETTA SICUREZZA MB5 M25X1,5	WASHER MB5 M25X1,5		
755801	RUBINETTO ART.6310 1/8"MF (DISTR.REFRIG.280 AFIE)	COCK 6310 1/8"MF		HAHN 6310 1/8"MF
755888	RUBINETTO SFERA ART.400 1/4"FF FEM/FEM (ART.6300 -1/4- FFAGNE	COCK ART.400 1/4" FEM/FEM.		
755995	RUBINETTO SFERA ART.405 1/2"MF	COCK 405 1/2"MF		HAHN 405 1/2"MF
759398	RULLO GL/10 50Z C300 D10 MOLLA ACC.ZINC. S1,5 (RULL.W30)	SPRING ROLLER GL/10 50Z C300	ROULEAU GL/10 50Z C300 D10	
777703	SFERA D.6 ROTAZ.DISCO DIN5401	ROTATING DISC BALL D.6		
778615	SFERA D.12 NASPELL.PIATTAF.BS28 0/BS340	BALL D.12 BS280		KUGEL D.12 GRUNDPLATTE BS280
780850	SNODO UNIBALL SMG10 M10 MASCHI O	UNIBALL JOINT SMG10 M10		UNIBALL GELENK SMG10 M10 ZAPFE
785682	SPAZZOLA FERRO D.50 PERNO6x25 G1052	BLADE CLEANING BRUSH 6X25	BROSSE DIA 50 6X25 G1052	
786162	SPIA OLIO HE45 PERFECT- RECORD- 280 COD.12001	OIL SIGHT GLASS HE45 PERF/REC	PERFECT-RECORD BOUCH. NIVEAU	OELSCHAUGLAS HE45 PERF/REC
788270	SPINA EL.SPIROL 5X10 DIN7343	ELASTIC PIN 5X10 DIN7343		
788320	SPINA EL.SPIROL 5X40 DIN7343	ELASTIC PIN 5X40 DIN 7343		
791640	SPINA CIL.RETT.10X60 UNI 6364A	CYLINDRICAL PIN 10X60 UNI6364	FICHE CYL. RECT. 10X60 UNI6364	
792331	SPINA TENDINASTRO BS300350 M12 D.16X290	BAND TENSIONING ROD 280350 NEW		VORDERER BANDSPANNER STIFT
796809	SQUADRETTA PORTA GUAINA 1" FO RO D.38	BRACKET 1"		HUELLE AUFLAGEWINKEL 1"
796930	SQUADRETTA PORTA REGOLATORE VE LOCITA'	REGULATOR SUPPORT PLATE		REGLER AUFLAGEPLATTE
798940	STAFFA BLOC.GUIDALAM BS280 NEW	BS280NEW BLOCK.BRACKETS.BLAD.G		
851828	SUPPORTO GRUPPO TASTAT.BS300	-		-
851898	SUPPORTO GUIDA TASTATORE BS300			
851994	SUP.CAR.MORSA 280PLUS NEW LAVO RATO	VICE CARRIAGE SUPPORT BS280PL	EMBASE ETAU	
864724	TAPPO OLIO+GUARN.1/4"CIL.=	OIL PLUG+GASKET 1/4"		

INSTRUCTIONS FOR USE

864825	TAPPO OLIO+GUARN.1/8"CIL.=	OIL TANK PLUG AND GASKET 1/8"		OELDECKEL + DICHTUNG 1/8"
865362	TAPPO+ASTINA ALS 2-18	PLUG+BAR ALS 2-18		
904710	TARGHETTA COMANDO 280 SHIE NEW	280 SHIE CONTROL PLATE		
911020	TARGHETTA GRAD.PIATT.BS280PLUS (60°- 45°-0°-45°)	PLATFORM GRADUATED PLATE BS280		
918677	TASTIERA CONTR.TRON R20 8+8/DA C CEB SAUT	EL. KEYBOARD TRON 8+8		
929290	TIRANTE M10X95 CENTR.IDR.AFI-E	TIE ROD M10X95 AFIE		
929297	TIRANTE M10x170 MORSA PLUS NEW	TIE ROD M10X170 PLUS	VIS M10X170	
933571	TUBO R6 3/8" 4500+FEMM.REC.3/8 " 350 AFI-E	TUBE R6 3/8"		
933580	TUBO R6 3/8" 2550+FEMM.REC.3/8 " 280SHIE	TUBE R6 3/8" 2550		
933597	TUBO R6 3/8" 2350+FEMM.REC.3/8 " 280SHIE	TUBE R6 3/8" 2350		
933620	TUBO R6 3/8" 2000+FEMM.REC.3/8 " 280 AFI-E	TUBE R6 3/8" 2000		
935493	TUBO RETINATO 13X19 ARIANNA	PLASTIC TUBE 13X19 ARIANNA		
935500	TUBO RETINATO 8X14 ARIANNA	PLASTIC TUBE 8X14 ARIANNA		SCHLAUCH 8X14 ARIANNA
936359	TUBETTO GEMMA 6X9 = 45 GR/MT.	TUBE 6X9		
936823	TUBO R7 1/4"5100+CODOL.d8:2DIR ITTI 350SHI-E/280-350 AFI-E	TUBE R7 1/4" 5100		
940895	VASCHETTA ELETTROPOMPA DELTA20 447X314X200 20 LITRI GRIGIO	ELECTRIC PUMP TANK DELTA 20		ELEKTROPUMPE BEHAELTER DELTA20
956843	VITE TE M14X30 SIN.SVASATA	LEFT SCREW TE M14X30	VIS GAUCHE TE M14X30	
957148	VITE MORSA BS300 PLUS IDRAULIC A	VICE SCREW FOR BS 300 SHI		SCHRAUBSTOCK SCHRAUBE BS300SHI
958928	VITE SENZA FINE BS280	ENDLESS SCREW BS280		SCHNECKE BS 280
962390	VOLANTINO ART.751-32-M8X30 BS280	WHEEL 750-32-M8 BS280		
962402	VOLANTINO ART.733-50 12H7X20M5 SPORTELLO BS350	WHEEL 733-50 12H7X20 M5		
964234	VOLANTINO 19912520H7PFT-O IMET FINITO (PRECED.GE0016A6)	WHEEL 19912520H7PFT-O		HANDRAD 19912520H7PFT-O